

ROOTBASTIC & BLOOMBASTIC

GROW GUIDE

You can keep using your base nutrients as well as your stimulants but focus on the amount of NPK's, PPM and EC in them, since Rootbastic and Bloombastic already have a high NPK













Dosage: 1 US Gallon water

PH: 5.2 - 5.8 EC: 1.2 - 2.2

info@t-nou.com • sales@t-nou.com

PPM: Rootbastic and Bloombastic will increase the PPM of your nutrient solution

For questions call us at our TOLL FREE#: 877 367 4004

WEEK:	1	2	3	4	5	6	7	8	9	10	11	12	13
LIGHT:	18 h	18 h	18 h	12 h	12 h	12 h	12 h	12 h	12 h	12 h	12 h	12 h	
	Rootbastic 0.3-1ml / 4L												
		Rootbastic 0.3-1ml / 4L											
													
													
													
													
													
													
													
													
													

MEASURING IS KNOWING

Do a good flush before you increase to the maximum dosage. This Grow guide is based on ideal circumstances

