

**New Product**

# GRINDER **MAG**



**Patented Vacuum Sealed Grinder Container**  
**Military Grade Plastic**  
**Super Strong**

**GRINDERVAC - Up To 10g**

1" tall x 3" diameter  
 GV = 0.07 liters

CATEGORY	Order #
Clear/Black	GV-CB
Green Tint	GV-GT
Blue Tint	GV-BT
Red Tint	GV-RT
Yellow	GV-YE
Green	GV-GN
Black	GV-BK
Blue	GV-BL
Red	GV-RD

**GV - \$14.99**

**Retail Price**  
**\$14.99**



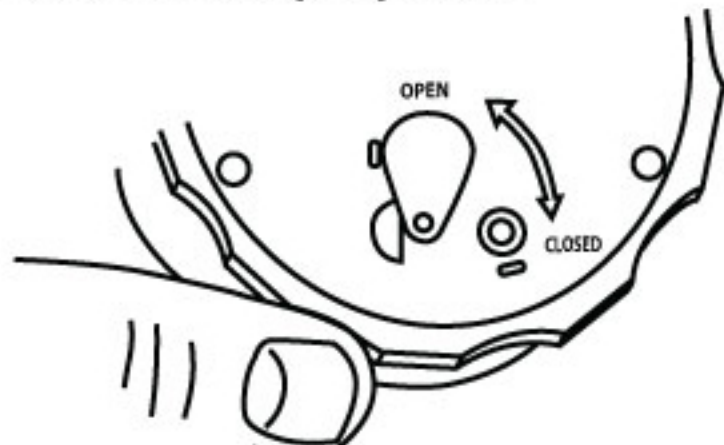
**GV - 8 Pac's**  
**Coming Soon**

MIX  
 COLORS

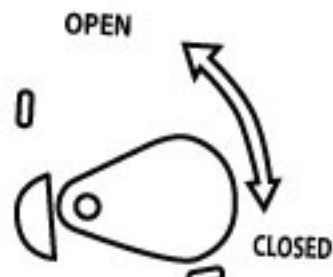
ALL  
 BLACK



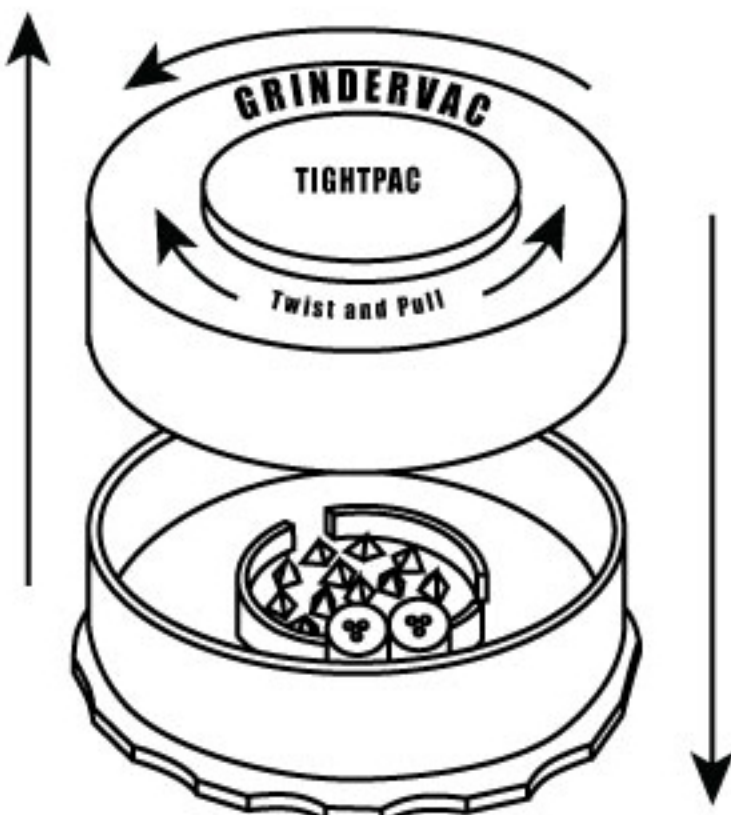
**TO UNLOCK CAP - Turn locking mechanism to open position**



**TO LOCK CAP - Turn locking mechanism to closed position**



**CAP OFF - Pull up and twist**




**CAP ON - Push down and twist**

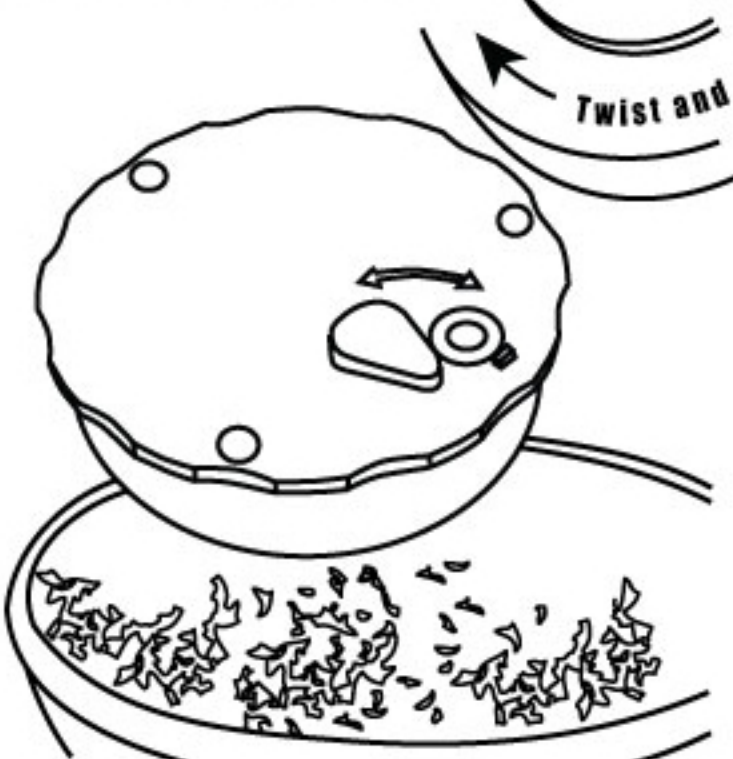
**ADD HERB & SPICES - Remove cap > Put into grinder area - do not over fill. This will keep the Grindervac cleaner and prolong its life.**



**TO GRIND - Simply push down and twist - Keep twisting and turning until desired grind is achieved.**



**EMPTY GRINDER - We recommend Turning Grindervac upside down. Give it a tap with your hand. Keep cap part away from the action.**



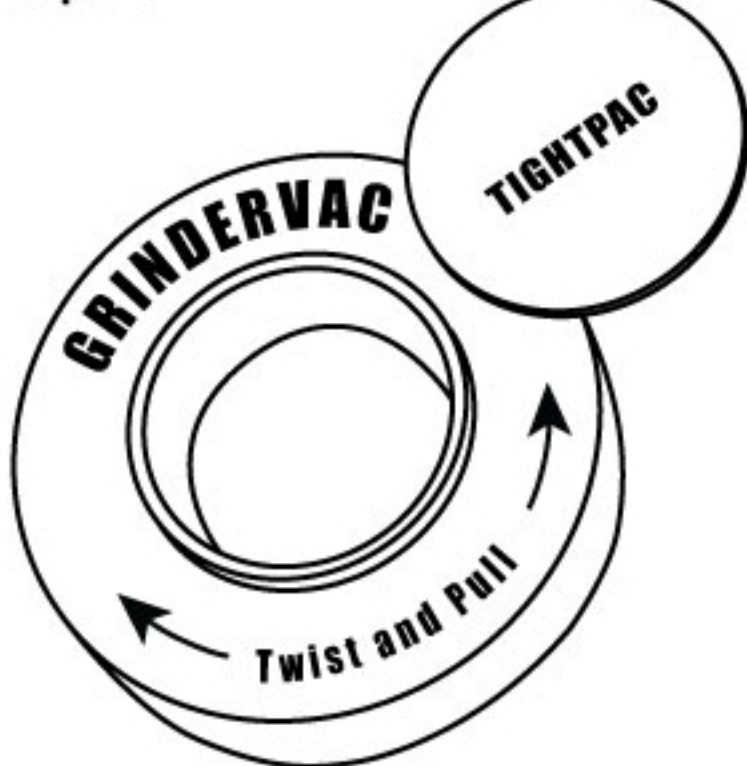
**TIGHTPAC POKER - Poker is used to get all the little grinds out of the container.**



**REMOVABLE SCREEN - Protects the valve from sticky powder clogging it up. This can be removed in order to service (clean) this valve. Replace after cleaning.**



**CAP STORAGE - There is a small storage area on the cap. To open use keys, your fingers or a strong pen to take this small cap off.**



**CLEANING & MAINTINANCE - Keep all areas as clean as possible.**

**GRINDERVAC is a grinder and a vacuum sealed container.**

