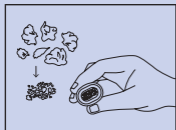
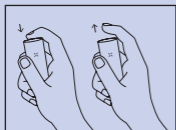


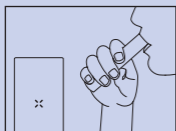
First Session



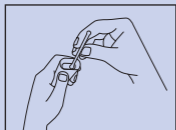
- 1** Grind material and pack tightly into oven.



- 2** Press and release mouthpiece to power on your PAX MINI.

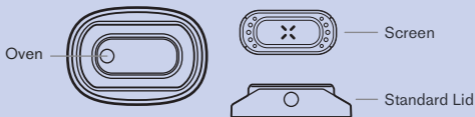
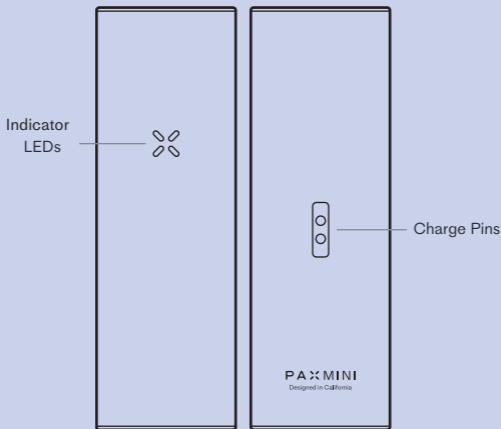


- 3** Wait for "X" to turn green. Enjoy. Remember: sip don't rip.



- 4** Use included maintenance kit to clean device every 3-5 uses.

Device Anatomy



Read all the safety information included before using this device.